

H0SET



2025

warehouse programme
UNITY LIGHT

CONTENT

Key advantages of UNITY LIGHT doors	3
UNITY LIGHT DESIGN and CONTEMPORARY LIGHT milling types	6
UNITY LIGHT DESIGN model range	8
CONTEMPORARY LIGHT model range	20
NEW CLASSIC LIGHT model range	26
UNITY LIGHT skirting board	38
Sliding system for the UNITY LIGHT collection	39
Basic configuration	40
Standard sizes	41
Price list (warehouse program, skirting board, extender)	42
Price list for custom-made UNITY LIGHT doors	43
Price list for sliding systems	44
Examples of door calculations and delivery	45



+ COMPLANAR STRIPES

The face plates are flush with the door leaf, which makes the door more elegant, without unnecessary recesses, and adds integrity to the design.



+ TELESCOPIC BOX


The standard door unit comes with a telescopic box and rear trim as standard, allowing doors to be installed with wall thicknesses in the most common range of 100-125 mm. If the wall thickness exceeds 125 mm, an extender is used.



+ ITALIAN FURNITURE


The door block is equipped with a reliable magnetic lock and concealed hinges manufactured in Italy.

Key benefits of the UNITY LIGHT collection



+ ECO-FRIENDLY PAINTS

High-quality, environmentally friendly paints and primers from the European manufacturer AKZONOBEL are used to paint the doors. After applying a special polymer primer, the doors are painted in two layers for a more reliable coating.



+ MOISTURE-RESISTANT MDF AND SOLID WOOD

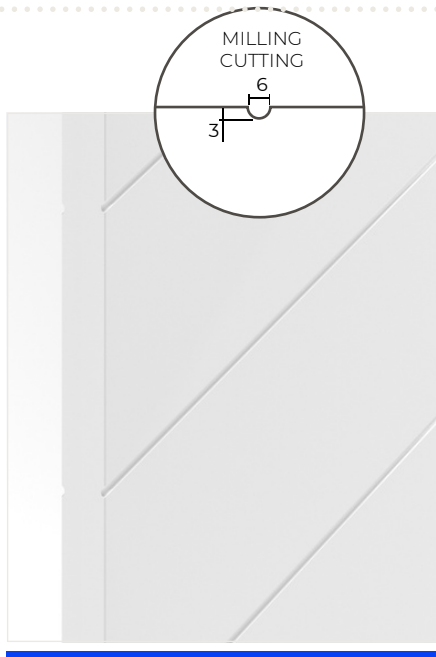
The doors are made of a combination of solid wood and moisture-resistant MDF. We also offer skirting boards made of moisture-resistant MDF.



UNITY LIGHT DESIGN



Types of milling in the UNITY DESIGN and CONTEMPORARY LIGHT ranges



Used in models:

UNITY LIGHT DESIGN

UD 7 UD 23

UD 8 UD 24

UD 9 UD 25

UD 13 UD 26

UD 14 UD 27

UD 19 UD 28

UD 20 UD 29

UD 21 UD 30


UD 22

CONTEMPORARY LIGHT

CON LIGHT 4 CON LIGHT 7

CON LIGHT 5 CON LIGHT 8

CON LIGHT 6



Used in models:

UNITY LIGHT DESIGN

UD 1 UD 12

UD 2 UD 13

UD 3 UD 14

UD 4 UD 15

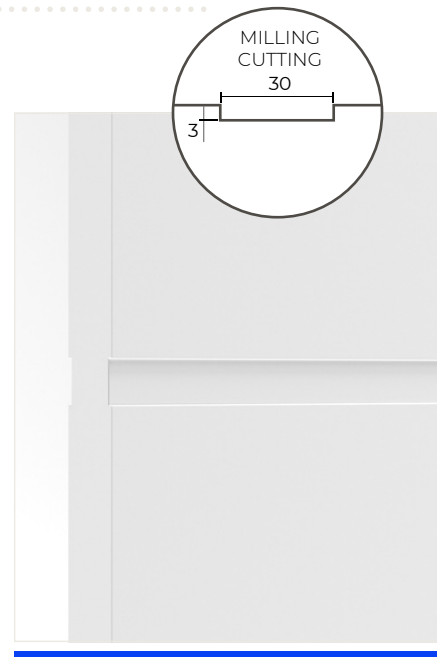
UD 5 UD 16

UD 6 UD 17

UD 11 UD 18

CONTEMPORARY LIGHT

CON LIGHT 9



Used in models:


UNITY LIGHT DESIGN

UD 10

CONTEMPORARY LIGHT

CON LIGHT 1 CON LIGHT 3

CON LIGHT 2



Used in models:

UNITY LIGHT DESIGN

UD 25 UD 28

UD 26 UD 29

UD 27 UD 30



Used in models:

UNITY LIGHT DESIGN

UD 10



Used in models:

UNITY LIGHT DESIGN

UD 7



model
UD 1



model
UD 2



model
UD 3

1. Doors are painted in white base color.
2. You can choose between white, black, or gray fittings.
3. Standard door sizes are 800x2000 mm and 700x2000 mm. For the 600x2000 mm size, the delivery time is extended.
4. A telescopic extender is available for purchase in 4 sizes.



model
UD 4



model
UD 5



model
UD 6


1. Doors are painted in white base color.
2. You can choose between white, black, or gray fittings.
3. Standard door sizes are 800x2000 mm and 700x2000 mm. For the 600x2000 mm size, the delivery time is extended.
4. A telescopic extender is available for purchase in 4 sizes.



model
UD 7



model
UD 8



model
UD 9

1. Doors are painted in white base color.
2. You can choose between white, black, or gray fittings.
3. Standard door sizes are 800x2000 mm and 700x2000 mm. For the 600x2000 mm size, the delivery time is extended.
4. A telescopic extender is available for purchase in 4 sizes.



model
UD 10



model
UD 11



model
UD 12


1. Doors are painted in white base color.
2. You can choose between white, black, or gray fittings.
3. Standard door sizes are 800x2000 mm and 700x2000 mm. For the 600x2000 mm size, the delivery time is extended.
4. A telescopic extender is available for purchase in 4 sizes.



model
UD 13




model
UD 14




model
UD 15

1. Doors are painted in white base color.
2. You can choose between white, black, or gray fittings.
3. Standard door sizes are 800x2000 mm and 700x2000 mm. For the 600x2000 mm size, the delivery time is extended.
4. A telescopic extender is available for purchase in 4 sizes.



model
UD 16



model
UD 17




model
UD 18

1. Doors are painted in white base color.
2. You can choose between white, black, or gray fittings.
3. Standard door sizes are 800x2000 mm and 700x2000 mm. For the 600x2000 mm size, the delivery time is extended.
4. A telescopic extender is available for purchase in 4 sizes.



model
UD 19




model
UD 20




model
UD 21


1. Doors are painted in white base color.
2. You can choose between white, black, or gray fittings.
3. Standard door sizes are 800x2000 mm and 700x2000 mm. For the 600x2000 mm size, the delivery time is extended.
4. A telescopic extender is available for purchase in 4 sizes.



model
UD 22




model
UD23



model
UD 24


1. Doors are painted in white base color.
2. You can choose between white, black, or gray fittings.
3. Standard door sizes are 800x2000 mm and 700x2000 mm. For the 600x2000 mm size, the delivery time is extended.
4. A telescopic extender is available for purchase in 4 sizes.



model
UD 25




model
UD 26




model
UD 27

1. Doors are painted in white base color.
2. You can choose between white, black, or gray fittings.
3. Standard door sizes are 800x2000 mm and 700x2000 mm. For the 600x2000 mm size, the delivery time is extended.
4. A telescopic extender is available for purchase in 4 sizes.



model
UD 28



model
UD 29



model
UD 30

1. Doors are painted in white base color.
2. You can choose between white, black, or gray fittings.
3. Standard door sizes are 800x2000 mm and 700x2000 mm. For the 600x2000 mm size, the shipping time is extended.
4. A telescopic extender is available for purchase in 4 sizes.



CONTEMPORARY LIGHT





model
CON LIGHT 1




model
CON LIGHT 2




model
CON LIGHT 3

- 1. Doors are painted in white base color.
- 2. You can choose between white, black, or gray fittings.
- 3. Standard door sizes are 800x2000 mm and 700x2000 mm. For the 600x2000 mm size, the delivery time is extended.
- 4. A telescopic extender is available for purchase in 4 sizes.



model
CON LIGHT 4



model
CON LIGHT 5




model
CON LIGHT 6


1. Doors are painted in white base color.
2. You can choose between white, black, or gray fittings.
3. Standard door sizes are 800x2000 mm and 700x2000 mm. For the 600x2000 mm size, the delivery time is extended.
4. A telescopic extender is available for purchase in 4 sizes.



model
CON LIGHT 7



model
CON LIGHT 8



model
CON LIGHT 9

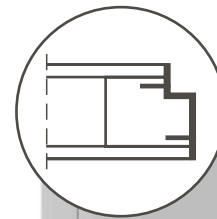
1. Doors are painted in white base color.
2. You can choose between white, black, or gray fittings.
3. Standard door sizes are 800x2000 mm and 700x2000 mm. For the 600x2000 mm size, the delivery time is extended.
4. A telescopic extender is available for purchase in 4 sizes.



model
CON LIGHT 10



model
CON LIGHT 11



model
CON LIGHT 12

1. Doors are painted in white base color.
2. You can choose between white, black, or gray fittings (except for Con Light 11 and 12 models).
3. Con Light 11 model features a black aluminum canva and black fittings. External opening door leaf 40 mm, internal opening door leaf 45 mm.
4. Con Light 12 model - panel door leaf with black aluminum edge and black fittings. External and internal opening door leaf 45 mm.

NEW CLASSIC LIGHT







model
NC LIGHT 1.1



model
NC LIGHT 1.2



model
NC LIGHT 1.3

1. Doors are painted in white base color.
2. You can choose between white, black, or gray fittings.
3. Standard door sizes are 800x2000 mm and 700x2000 mm. For the 600x2000 mm size, the delivery time is extended.
4. A telescopic extender is available for purchase in 4 sizes.



model
NC LIGHT 2.1



model
NC LIGHT 2.2



model
NC LIGHT 2.3

1. Doors are painted in white base color.
2. You can choose between white, black, or gray fittings.
3. Standard door sizes are 800x2000 mm and 700x2000 mm. For the 600x2000 mm size, the delivery time is extended.
4. A telescopic extender is available for purchase in 4 sizes.



model
NC LIGHT 3.1



model
NC LIGHT 3.2

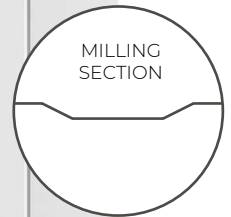


model
NC LIGHT 3.3

1. Doors are painted in white base color.
2. You can choose between white, black, or gray fittings.
3. Standard door sizes are 800x2000 mm and 700x2000 mm. For the 600x2000 mm size, the delivery time is extended.
4. A telescopic extender is available for purchase in 4 sizes.



model
NC LIGHT 4.1



model
NC LIGHT 4.2



model
NC LIGHT 4.3

1. Doors are painted in white base color.
2. You can choose between white, black, or gray fittings.
3. Standard door sizes are 800x2000 mm and 700x2000 mm. For the 600x2000 mm size, the delivery time is extended.
4. A telescopic extender is available for purchase in 4 sizes.



model
NC LIGHT 5.1



model
NC LIGHT 5.2

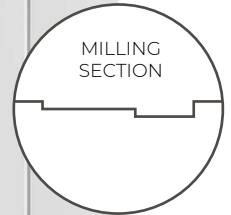


model
NC LIGHT 5.3

1. Doors are painted in white base color.
2. You can choose between white, black, or gray fittings.
3. Standard door sizes are 800x2000 mm and 700x2000 mm. For the 600x2000 mm size, the delivery time is extended.
4. A telescopic extender is available for purchase in 4 sizes.



model
NC LIGHT 6.1



MILLING
SECTION



model
NC LIGHT 6.2



model
NC LIGHT 6.3

1. Doors are painted in white base color.
2. You can choose between white, black, or gray fittings.
3. Standard door sizes are 800x2000 mm and 700x2000 mm. For the 600x2000 mm size, the delivery time is extended.
4. A telescopic extender is available for purchase in 4 sizes.



model
NC LIGHT 7.1



MILLING 7.1



MILLING 7.2



MILLING 7.3



model
NC LIGHT 7.2



model
NC LIGHT 7.3

1. Doors are painted in white base color.
2. You can choose between white, black, or gray fittings.
3. Standard door sizes are 800x2000 mm and 700x2000 mm.
4. **Please note!** Models NC LIGHT 7.1, 7.2, and 7.3 are not available in the size 600x2000 mm.
5. A telescopic extender is available for purchase in four sizes.



model
NC LIGHT 8.1




model
NC LIGHT 8.2



model
NC LIGHT 8.3

1. Doors are painted in white base color.
2. You can choose between white, black, or gray fittings.
3. Standard door sizes are 800x2000 mm and 700x2000 mm. For the 600x2000 mm size, the delivery time is extended.
4. A telescopic extender is available for purchase in 4 sizes.



model
NC LIGHT 9.1



model
NC LIGHT 9.2



model
NC LIGHT 9.3

1. Doors are painted in white base color.
2. You can choose between white, black, or gray fittings.
3. Standard door sizes are 800x2000 mm and 700x2000 mm. For the 600x2000 mm size, the delivery time is extended.
4. A telescopic extender is available for purchase in 4 sizes.



model
NC LIGHT 10.1




model
NC LIGHT 10.2

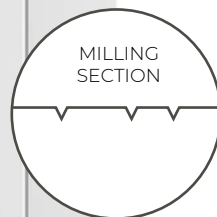


model
NC LIGHT 10.3

1. Doors are painted in white base color.
2. You can choose between white, black, or gray fittings.
3. Standard door sizes are 800x2000 mm and 700x2000 mm. For the 600x2000 mm size, the delivery time is extended.
4. A telescopic extender is available for purchase in 4 sizes.



model
NC LIGHT 11.1




model
NC LIGHT 11.2



model
NC LIGHT 11.3

1. Doors are painted in white base color.
2. You can choose between white, black, or gray fittings.
3. Standard door sizes are 800x2000 mm and 700x2000 mm. For the 600x2000 mm size, the delivery time is extended.
4. A telescopic extender is available for purchase in 4 sizes.



model
NC LIGHT 12.1





model
NC LIGHT 12.2

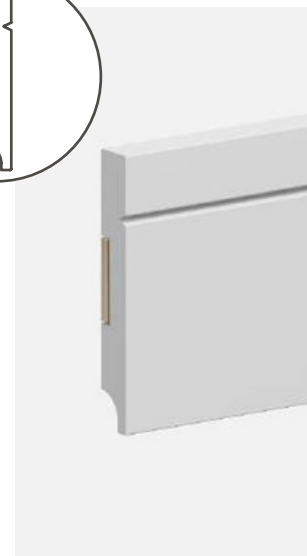



model
NC LIGHT 12.3

1. Doors are painted in white base color.
2. You can choose between white, black, or gray fittings.
3. Standard door sizes are 800x2000 mm and 700x2000 mm. For the 600x2000 mm size, the shipping time is extended.
4. A telescopic extender is available for purchase in 4 sizes.



baseboard
FLAT



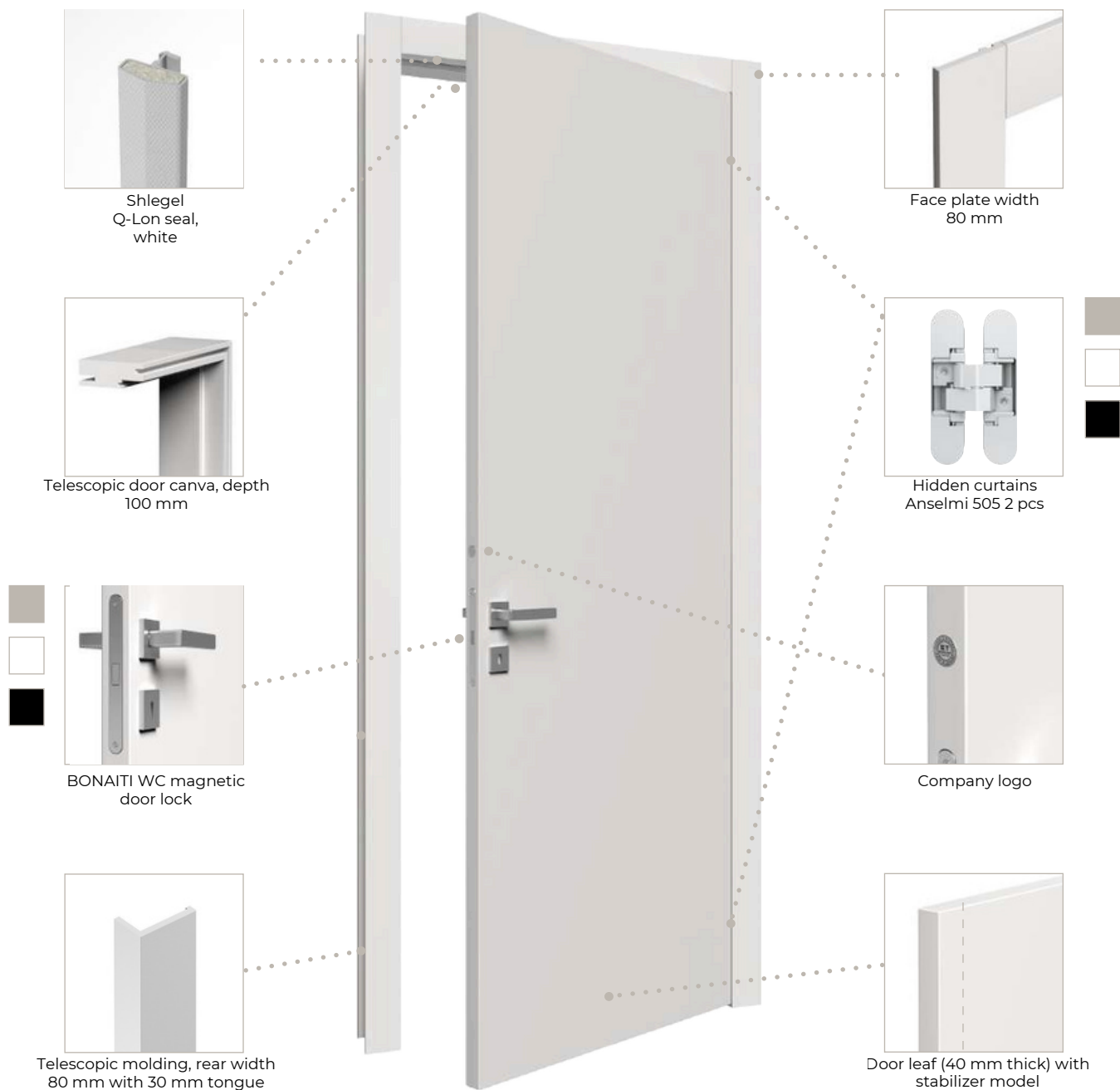
baseboard
MILLED

1. The baseboard is painted in a white base color, including the ends on both sides.
2. The length of the plank is 2050 mm, height 80 mm, thickness 12 mm.
3. Made of moisture-resistant material.
4. Comes complete with a mounting strip.



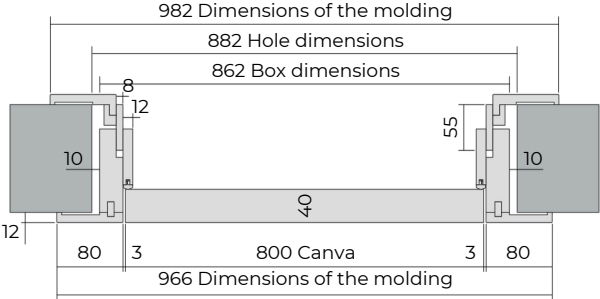
1. Doors are painted in white base color.
2. You can choose between white, black, or gray fittings.
3. Standard door sizes are 800x2000 mm and 700x2000 mm. For the 600x2000 mm size, the delivery time is extended.
4. See page 44 for the price list.

BASIC CONFIGURATION


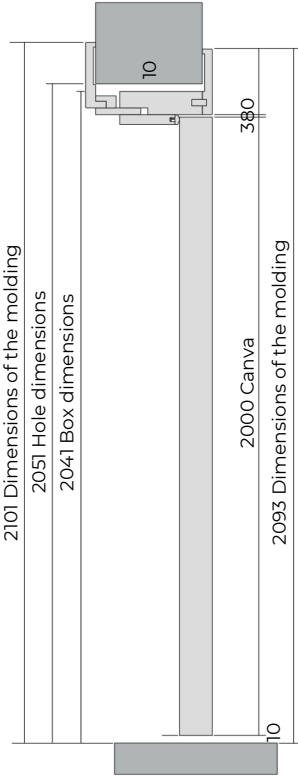
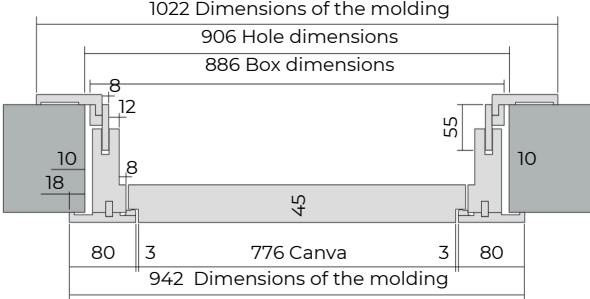


1. Doors are painted in white base color.
2. Hardware is available in white, black, or gray. Other hardware colors are available upon request. White sealant.
3. Standard door sizes are 800x2000 mm and 700x2000 mm. For the 600x2000 mm size, the delivery time is extended.
4. Hafele is the supplier of Italian BONAITI locks in Ukraine.
5. The manufacturer reserves the right to make changes to the design of the product for the purpose of its improvement without prior notice to the customer.

EXTERNAL OPENING



INTERNAL OPENING



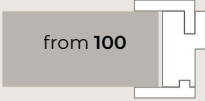






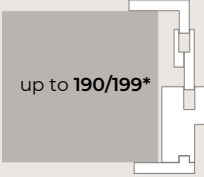


FRAME	HOLE	BOX	LIGHT OPENING
HxL	(H+51)x(L+82)	(H+41)x(L+62)	(H+1)x(L-18)
2000x600/700/800	2051x682 / 782 / 882	2041x662/762/862	2001x582 /682 / 782

ATTENTION!
The maximum height of the opening is H=2075 mm. At this height, the gap between the box and the opening is 34 mm, and the opening is covered with a 18 mm high face molding.

FRAME	HOLE	BOX	LIGHT OPENING
HxL	(H+63)x(L+106)	(H+53)x(L+86)	(H+1)x(L-18)
S1 2012x600/700/800 S2 2000x576/676/776	2075x706/806/906	2065x686 / 786 / 886	2013x582 /682 / 782

ATTENTION!
Covering the opening with a 18 mm high face molding.

MODELS OF THE UNITY LIGHT STORAGE PROGRAM									
EXTERNAL OPENING 2000x600/700/800									
UD 1-6; 13-15; 19-21	UD 7-12	UD 16-18	UD 22-24	UD 25-30	NC LIGHT	CON LIGHT 1-9	CON LIGHT 10	CON LIGHT 11	CON LIGHT 12
475 €	495 €	540 €	580 €	600 €	495 €	475 €	445 €	575 €	495 €
INSIDE OPENING 2012x600/700/800									
530 €	550 €	600 €	644 €	665 €	550 €	530 €	500 €	630 €	520 €
ADDITIONAL CHARGE FOR PAINTING THE BLOCK ACCORDING TO RAL/NCS									
Additional charge for painting the BLOCK according to RAL/NCS, except for metallic and pearlescent (see the appendix for paint categories)	Category 1		Category 2		Category 3		Category 4		
	+ 50 €		+ 70 €		+ 90 €		+ 110 €		

STORAGE KIT FOR EXPANDER					
Wall thickness	100-124 MM	125-149 MM	150-199 MM	200-249 MM	250-299 MM
Expander kit	box + telescopic moulding in basic configuration	55 mm spacer + **standard moulding	80 mm spacer + telescopic moulding	130 mm spacer + telescopic moulding	***180 mm extension + telescopic moulding
Diagrams					
					
White base colour	35 €		45 €		65 €
Painting according to RAL/NCS (category 1)	40 €		53 €		78 €
Painting according to RAL/NCS (category 2)	43 €		58 €		86 €

Model Con Light 12 - Paneled door with black aluminium end and black hardware. Quarter leaf external and internal opening 45 mm.

* Only with an ideal door opening size. With the moulding and extender fully extended, the overlap in the grooves is only 5 mm.
 ** For wall thicknesses between 125 and 149 mm, adjustment is achieved by extending the expander.
 *** Extender longer than 180 mm available to order.

CUSTOM-MADE DOOR MODELS UNITY LIGHT									
EXTERNAL OPENING up to 2000 x 800									
UD 1-6; 13-15; 19-21	UD 7-12	UD 16-18	UD 22-24	UD 25-30	NC LIGHT	CON LIGHT 1-9	CON LIGHT 10	CON LIGHT 11	CON LIGHT 12
557 €	617 €	669 €	725 €	750 €	617 €	557 €	526 €	695 €	598 €
INTERNAL OPENING 2012x600/700/800									
612 €	672 €	743 €	805 €	832 €	672 €	612 €	581 €	750 €	619 €

ADDITIONAL OPTIONS				
NAME	ADDITIONAL PAYMENT			
Expander 50 mm	38 €			
Surcharge for painting the unit according to RAL/NCS, except for metallic and pearlescent (see the appendix for paint categories)	category 1	category 2	category 3	category 4
	+ 50 €	+ 70 €	+ 90 €	+ 110 €
Additional charge for painting the EXPANDER according to RAL/NCS, except for metallic and pearlescent colours (see the appendix for paint categories)	+ 5 €	+ 8 €	+ 10 €	+ 12 €
Additional charge for painting BASEBOARD according to RAL/NCS per 2.05 m strip, except for metallic and pearlescent paints (see the appendix for paint categories)	+ 4 €	+ 6 €	+ 8 €	+ 10 €
Additional noise insulation (foamed rubber) up to 35 dB	+ 80 €			
Surcharge for blade widths over 800 mm	+ 7% for every 50 mm			
Surcharge for web height over 2000 mm	+ 3% for every 50 mm			
Surcharge for versatile painting	+ 5% to the cost			
Replacing the WC lock with a PZ lock (for cylinder)	+ 10 €			
Non-standard colour fittings (curtain set + AGB lock)	+ 7 € (polished gold)		+ 38 € (matt gold)	
Milled moulding	+ 60 € up to the door block			
One-sided moulding (flat)	35 €			
Calculation of a double-leaf door unit (latches included in the price)	Cost of the block x 2			
Cost of the card for the front door (up to 2100*900)	Cost of the canva x 0.8			
Colouring of samples according to RAL/NCS	600 UAH			
Colour matching according to the customer's sample	1000 UAH			

BASEBOARD		
(HEIGHT 80 mm, PLANK LENGTH 2050 mm)		
TYPE OF BASEBOARD	FLAT	MILLED
Price per plank	20 €	22 €

MODELS OF CANVASES FROM THE UNITY LIGHT STORAGE PROGRAMME

CANVAS SIZE 2000x600/700/800

UD 1-6; 13-15; 19-21	UD 7-12	UD 16-18	UD 22-24	UD 25-30	NC LIGHT	CON LIGHT 1-9	CON LIGHT 10	CON LIGHT 11	CON LIGHT 12
275 €	278 €	322 €	364 €	384 €	278 €	245 €	216 €	352 €	377 €

CUSTOMISED CANVAS MODELS* UNITY LIGHT

CANVAS SIZE up to 2000x800

UD 1-6; 13-15; 19-21	UD 7-12	UD 16-18	UD 22-24	UD 25-30	NC LIGHT	CON LIGHT 1-9	CON LIGHT 10	CON LIGHT 11	CON LIGHT 12
287 €	347 €	399 €	455 €	480 €	347 €	287 €	256 €	425 €	456 €

* For additional charges for fabric width (over 800 mm) and fabric height (over 2000 mm), see page 43 in the table 'ADDITIONAL OPTIONS'.

SLIDING SYSTEM FITTINGS

Guide track (length 1800 mm)	35 €
Set of rollers with two-way tensioner (up to 60 kg)	85 €
Single-sided cornice (length 1800 mm) 20 gloss	45 €
Handle insertion on both sides (customer's handles)	30 €

DOOR OPENING CLADDING (UP TO 150 MM DEPTH)

Single-leaf sliding doors	155 €
Double-leaf sliding doors	175 €

Additional charge for painting CANVAS according to RAL/NCS, except for metallic and pearlescent colours (see the appendix for paint categories)

category 1	category 2	category 3	category 4
+ 30 €	+ 42 €	+ 54 €	+ 66 €

Additional charge for painting the cornice according to RAL/NCS, except for metallic and pearlescent colours (see the appendix for paint categories)

+ 4 €	+ 6 €	+ 8 €	+ 10 €
-------	-------	-------	--------

Additional charge for painting door canva trim according to RAL/NCS, except for metallic and pearlescent colours (see the appendix for paint categories)

+ 15 €	+ 22 €	+ 28 €	+ 34 €
--------	--------	--------	--------



See page 43 in the table 'ADDITIONAL OPTIONS' for prices.

Example of calculation for custom-made outward-opening doors (NC LIGHT door leaf measuring 850 x 2050 mm):

$$\left(\frac{617}{\text{Cost of block + 55 mm spacer}} + \frac{38}{\text{Additional charge for painting the block}} + \frac{50}{\text{Additional charge for painting the expander}} + \frac{5}{\text{Additional sound insulation}} + \frac{80}{\text{Width of the canva +50 mm}} \right) + \frac{7\%}{\text{Canva height +50 mm}} + \frac{3\%}{\text{Versatile colouring}} = 914 \text{ €}$$

Example of calculation for custom-made sliding doors (NC LIGHT door leaf measuring 850 x 2050 mm):

$$\left(\frac{347}{\text{Cost of custom canvas}} + \frac{7\%}{\text{Width of the canvas +50 mm}} + \frac{3\%}{\text{Canvas height +50 mm}} \right) + \frac{35}{\text{Guide rail}} + \frac{85}{\text{Set of rollers}} + \frac{45}{\text{Cornice}} = 547 \text{ €}$$

DELIVERY COST OF DOOR BLOCK WITH SET OF TRIM:

Block dimensions	Kyiv, Kharkiv	Odesa	Lviv, Chernivtsi, Ivano-Frankivsk, Ternopil, Lutsk, Khmelnytsky	Uzhhorod
block up to 2200 mm	750 UAH/block	850 UAH/block	1050 UAH/block	1150 UAH/block
block up to 2500 mm	850 UAH/block	950 UAH/block	1150 UAH/block	1250 UAH/block
block above 2500 mm	950 UAH/block	1050 UAH/block	1250 UAH/block	1350 UAH/block

Crating from boards (mandatory when transporting by third-party carriers) - 650 UAH/block up to 2500 mm; 750 UAH/block above 2500 mm

Discounts do not apply to these items.

OUR CONTACTS:

 myynti@hose.fi

HOSE

